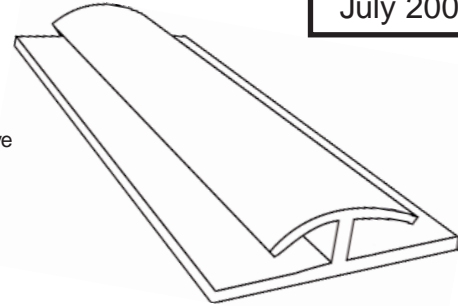


**2504**  
rev. 8  
July 2004

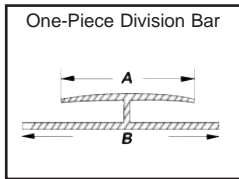
## WALL & CEILING PANEL ACCESSORIES



### ONE-PIECE VINYL MOLDINGS

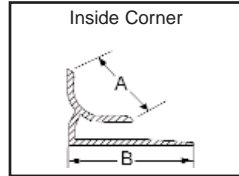
For professional looking panel installations, and maximum moisture sealing effectiveness, use STRUCTOGLAS one-piece, non-staining vinyl moldings and drive rivets. Available in Almond, Beige, Ivory, Gray, Silver, Black, and White.

#### For 3/32" (2 mm)

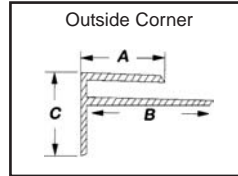


	Commercial		Contractor	
dim.	in.	mm	in.	mm
A	0.75	19.0	0.75	19.0
B	1.5	38.1	1.625	41.3

For vertical corner joints. May also be used as moisture seal at floor to wall or ceiling to wall.

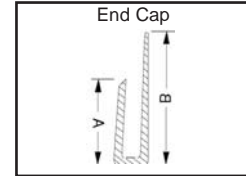


	Commercial		Contractor	
dim.	in.	mm	in.	mm
A	0.5	12.7	0.5	12.7
B	0.75	19.0	1.0	25.4

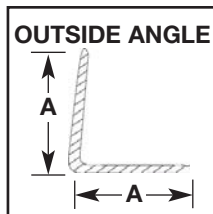
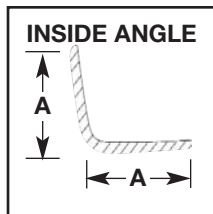


	Commercial		Contractor	
dim.	in.	mm	in.	mm
A	0.5	12.7	0.5	12.7
B	0.625	15.9	1	25.4
C	0.5	12.7	0.5	12.7

For trim finishing on any exposed panel edges. May also be used for top or bottom wall molding.



	Commercial		Contractor	
dim.	in.	mm	in.	mm
A	0.5	12.7	0.5	12.7
B	0.75	19.0	1	25.4




Size	Length	Description	Color
A 1 1/4" x 1 1/4" (38.1 mm x 38.1 mm)	8' (2.4 m)	Inside Angle	Almond and White
		Outside Angle	
	10' (3.0m)	Inside Angle	
		Outside Angle	

Size	Length	Description	Color
A 1 1/2" x 1 1/2" (31.75mm x 31.75mm)	8' (2.4 m)	Inside Angle	Almond, Beige, Gray, and White
		Outside Angle	
	10' (3.0m)	Inside Angle	
		Outside Angle	

### NYLON DRIVE RIVETS

Non-staining nylon drive rivets in matching panel colors install panels easily to all types of construction. Hammer and drill are the only tools necessary. When used with silicone sealants, drive rivets maintain an effective moisture seal as well as providing excellent mechanical fastening for panels. Available in Almond, Beige, Ivory, Gray and White.



Rivet (L) Length	Pinhead (H) Height	For use with Panel Thickness	Recommended Hole Depth
3/4" (19.1 mm)	7/64" (2.8 mm)	3/32" (2.29 mm) to 1/8" (3.18 mm)	7/8" (22.35 mm)
1" (25.4 mm)		3/32" (2.29 mm) to 1/4" (6.35 mm)	1" (25.4 mm)
1 1/2" (38.1 mm)		1/4" (6.35 mm) to 1/2" (12.7 mm)	1-3/8" (25.4 mm)
2" (50.8 mm)		1/2" (12.7 mm) to 3/4" (19.1 mm)	1-37/64" (40.13 mm)