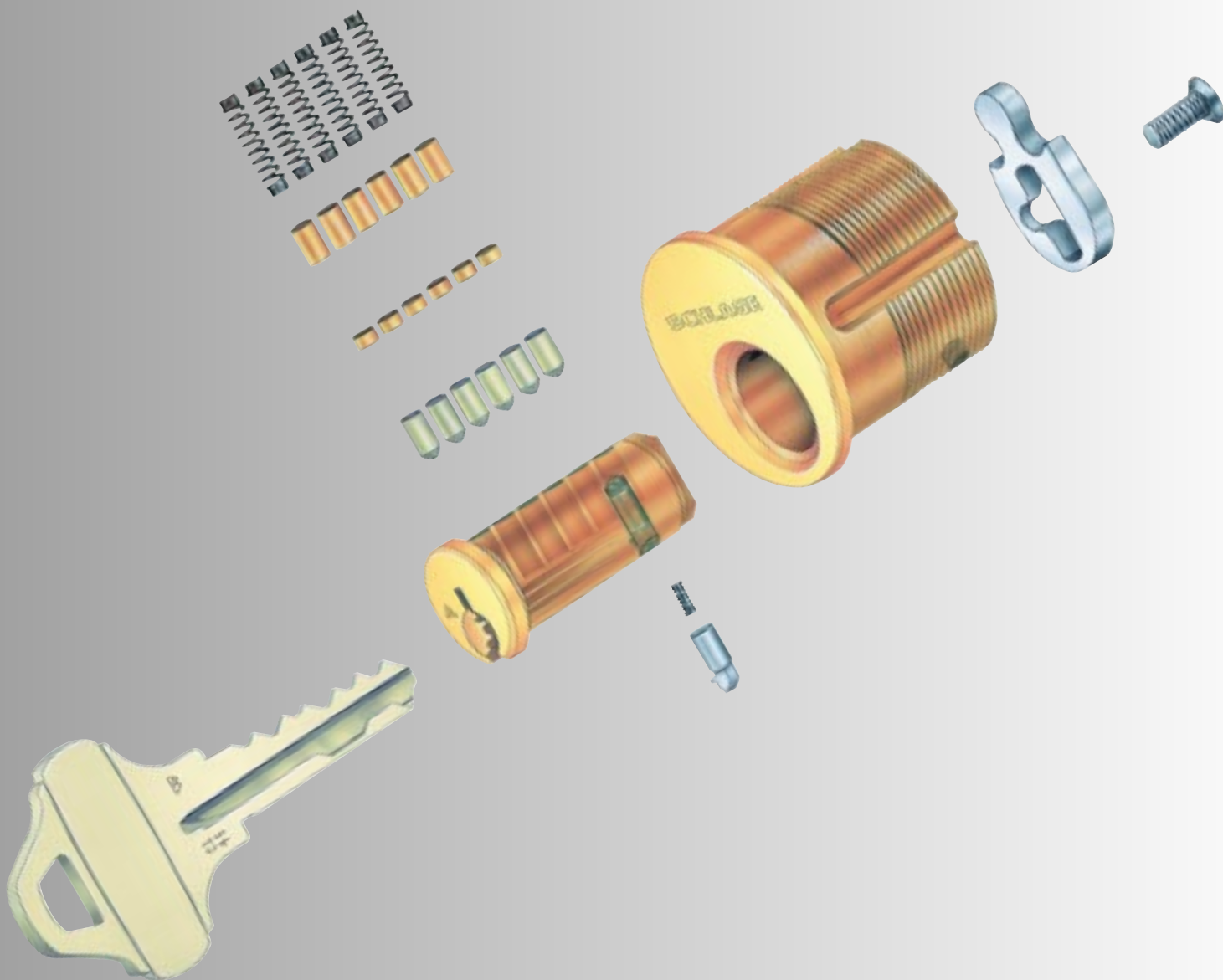


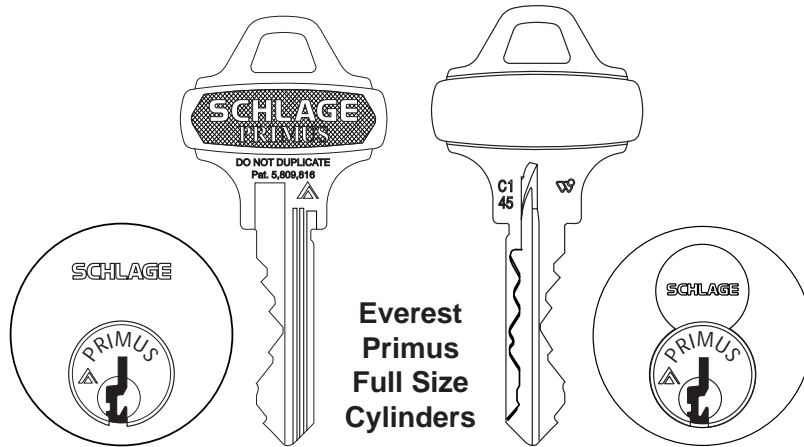
SCHLAGE®



EVEREST™

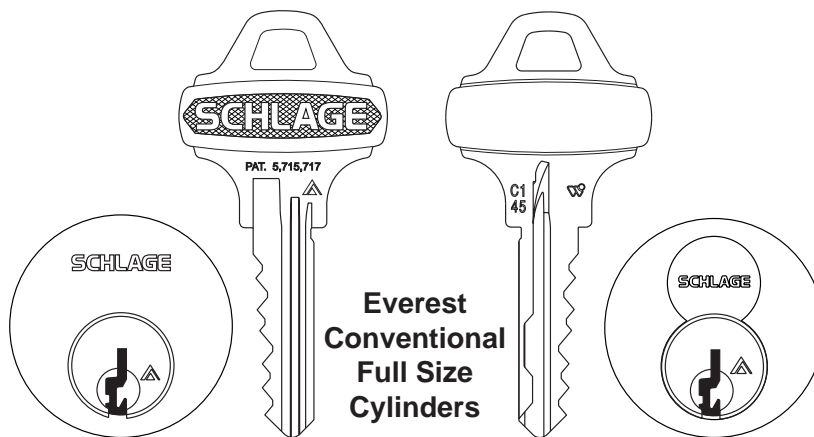
Answer Book





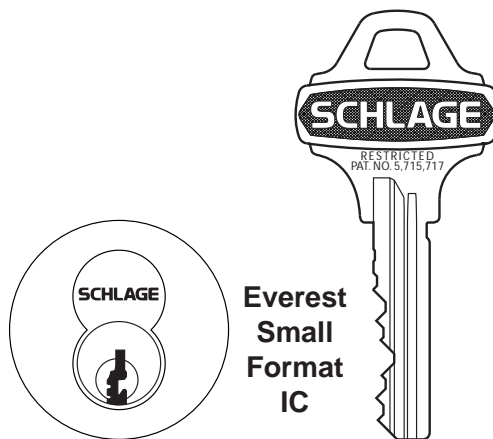
**Everest
Primus
Full Size
Cylinders**

High Security with Geographical Exclusivity for Dealers and End Users



**Everest
Conventional
Full Size
Cylinders**

Open Keyways and End User Restricted keyways



**Everest
Small
Format
IC**

Restricted Keyways for End Users and Dealers

Table of Contents

Definitions

Small Format Interchangeable Core (SFIC).....	2
Full Size Cylinder	2
Everest Keyways	3
Classic Keyways.....	3
Primus Cylinders.....	3

Everest Keyways

B Family Small Format End User Restricted Keyways	4
B Family Small Format Dealer Restricted Keyways	5
C Family Full Size Open Keyways.....	6
D Family Full Size End User Restricted Keyways	7

Everest Primus

Overview and Key Control Levels	8
Service Equipment and Other Information	9

Small Format IC



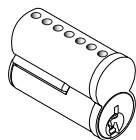
Best® style interchangeable core products have smaller diameter pins, smaller diameter plugs, closer spacing and a narrower key blade. Since so many different brand names are now associated with Best clone products, Schlage has come up with the generic name of *small format* interchangeable core or SFIC for short.

To answer end users' key control needs, Schlage offers 7-pin Everest® restricted keyway cores in the small format to retrofit Best and its clones.



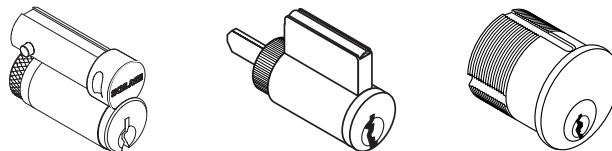
Initial production of Everest SFIC keys used the Classic bow shape. The larger Everest bow began to be phased in in early 2002.

Schlage also offers 6 and 7-pin uncombined cores in Best's ten most popular keyways to key into existing systems where patented key control is not needed.



Schlage provides nickel silver key blanks with a Best-look-alike bow for these cores.

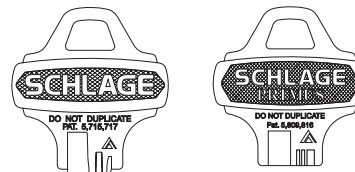
Full Size Cylinders




To differentiate them from small format cores, traditional cylinders whose plug diameter is roughly 1/2" are called *full size* cylinders. Most manufacturers of architectural hardware have cylinders *and interchangeable cores* which fall into this category.

Schlage's full size cylinders include Classic keyways and Everest keyways. Most Schlage full size keyways are available with the Primus® high security mechanism as well.

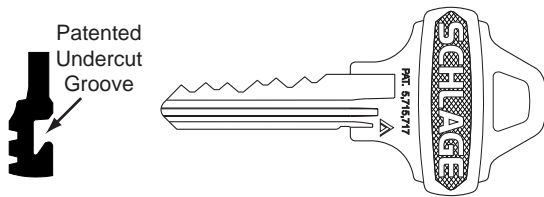
Everest Keyways



Classic Keyways



Everest Keyways



Everest® is the name of Schlage's new keyways with the patented undercut groove. The patent prevents others from manufacturing and distributing Everest key blanks. There are three different multiplex families of Everest keyways:

Family	Control	Type	Punchable
Everest B*	Restricted	SFIC	Yes
Everest C	Open	Full Size	Yes
Everest D	Restricted	Full Size	No

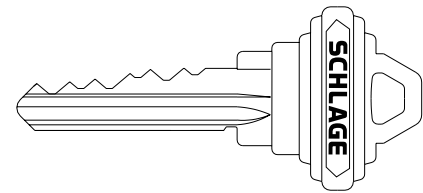
Open keyways should be sold where fast and easy key duplication is required. They are presented in detail on page 6.

For these keyways, the Everest patent is used to guarantee genuine Schlage quality keys to the end user and to limit key blank distribution; Everest open keyways are only sold to locksmiths and builders' hardware dealers. The end user is also more likely to have his Everest C Family duplicate key work perfectly the first time because professional locksmiths typically make higher quality keys than people who do it as a sideline.

Restricted patented keyways are used where the end user wants to make a serious effort to eliminate unauthorized duplication of keys. Restricted keyways for SFIC are covered in detail on pages 4 and 5. Full size restricted keyways are covered on page 7.

Everest restricted keyway cylinders are more economical than Primus® cylinders but they do not offer the geographical exclusivity nor additional security of Everest Primus, which is Schlage's top-of-the-line cylinder.

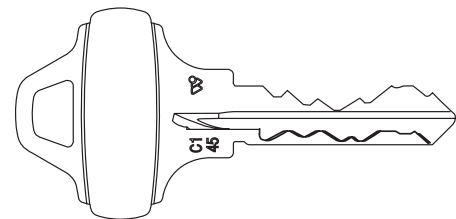
Classic Keyways



In order to distinguish traditional Schlage's older non-patented keyways from Everest, we call them *Classic* keyways. There are four different multiplex families of Classic keyways, two of which can be used with Primus high security cylinders:

Family	Control	Primus	Punchable
Obverse	Open	Yes	Yes
Quad	Restricted**	Yes	No
Numbered	Restricted**	No	No
Reverse	Restricted**	No	Yes

Primus Cylinders



Primus cylinders offer patented key control, a high degree of pick resistance and an optional UL437 listing to resist drilling and other physical attack.

Primus keys have a special side combination made with a patented milling process at the Schlage factory. This side combination precisely aligns five finger pins at a sidebar in the cylinder. This unique side biting is also used to provide security dealers and end users with keys that are exclusive to them within a specified geographic area.

Primus keys can operate conventional Schlage cylinders, allowing you to mix both types within the same key system, reducing the overall cost of high security.

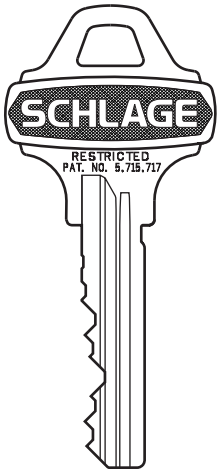
Primus is available with all Everest full size keyways and most Classic keyways.

* Everest B Family keys had the Classic bow shape until the larger Everest bow was phased in early in 2002.

** Classic keyways are unpatented products. Restricted keyways in the Classic family have limited distribution policies.

Overview

These keyways and key sections are all named with a “B” followed by three digits, such as B125. “B” stands for Best® style.



All B Family keys are restricted. Most keyways are for large end users with in-house locksmiths to cut keys and combine cores.

B Family keyway cores are 7-pin and cannot be inter-keyed with any full size cylinders.

Key Control

All B Family keys are protected against unauthorized manufacture and distribution by U.S. utility patents 5,015,717 and 5,809,816 until July 2014. This is about four years longer than Peaks® and three years longer than KeyMark®.

Keyway Assignment

The Schlage Master Key Department assigns one of six keyways at random for each job. Each job is assigned a facility code which is stamped on all key blanks and cut keys. End users are not permitted to cut keys with any facility code other than their own. There is no guarantee of geographical exclusivity. End users who require this are encouraged to upgrade to full size Primus® cylinders.

To Establish a New Key System

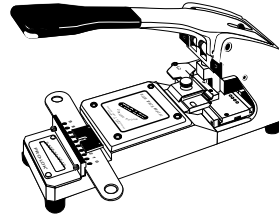
Each new key system requires the Schlage Territory Manager's written approval. A letter of authorization on the end user's official stationery is required with the initial order to establish the authorized ship-to location.

Ordering Keys or Cores for Existing Systems

Restricted keyway locks, cores and blanks on each subsequent order will be drop shipped to the location originally specified by the end user. Any order that must be shipped to a *different* destination requires a letter of authorization on the end user's official stationery. This letter must spell out the exact quantities of locks, cores, keys and blanks and the exceptional (or new default) shipping address.

Key Machines

B Family keys can be cut on a special version of the Blue Punch available through Schlage as 40-071. It is not possible to retrofit any existing Best or Blue Punches to cut B Family keys.



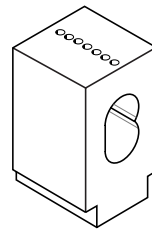
You can also use a rotary cutter key machine to duplicate these keys or cut them by code. The stop is at the shoulder of the key, even though the bittings are read and written tip to bow. This merely requires using new spacing specifications on existing rotary cutter code machines.

Pin Kits

All Schlage small format cores are compatible with most brands of A2 system pin kits. However, Schlage does not recommend using Arrow™ or Kaba Peaks *bottom pins* in Everest® cores. If you do not already have an A2 pin kit, you can purchase Schlage SFIC pin kit 40-129.

Other Service Equipment

If you already service Best style cores, no new service equipment is usually required for Everest other than the key machine. If you have no SFIC service equipment now, Schlage's 40-071 pin kit contains all the standard tools, such as the capping block, key gauge, etc.



Schlage small format cores are compatible with virtually all brands of capping blocks, capping presses, capping pins, ejector pins, A2 key gauges and other specialized service equipment designed for Best style cores. The only exceptions are items designed specifically for Kaba Peaks 140 spacing and for Falcon® cores using a single spring cover.

Keying Options

Cores must be ordered master keyed or uncombined. There is no such thing as 0-bitted small format cores.

Sales Sample Cores

Sales sample cores have the B125 keyway. No key blanks or uncombined cores are available for samples since this is a restricted keyway. Each sample core comes with one operating key and one control key.

Sole Source Keyway B235



The B235 keyway is sold primarily through Primus® Level 1 Plus wholesalers to commercial locksmiths or similar security dealers. There is a \$2,500 (list price) buy-in of uncombined cores and key blanks.

Each locksmith is assigned an ID number by Schlage, which is stamped on all key blanks. Locksmiths / Dealers are not permitted to cut keys for any system set up by another dealer as indicated by the ID number on such keys.

Blanks are drop shipped by Schlage directly to the locksmith but cores can be stocked by the participating wholesaler. The locksmith must sign Schlage's key control contract agreeing to maintain the security of key blanks. The wholesaler provides the contract to the locksmith.

All B235 keys must be cut by the dealer / locksmith. No blanks can be sold to end users or institutional locksmiths. End users who require in-house key cutting need the *end user restricted* keyways described earlier.

B235 is also available to Schlage Authorized Service Centers. Schlage contract hardware distributors can only purchase the B235 keyway if they already provide complete key cutting and master keying service for their end users and they actively promote and sell SFIC restricted key systems.

Separate key control contracts are used for these two types of dealers but they contain the same key control policies as the contracts signed by commercial locksmiths. The Schlage Territory Manager provides these contracts.

Keying Options

Since most of the key systems and combining will be done by the commercial locksmith, most of these cores will be furnished uncombined. Factory master keying is also available. There is no such thing as 0-bitted for small format cores.

Service Center Keyway B234



The B234 keyway is sold exclusively through Schlage Authorized Service Centers. Each Service Center is assigned an ID number by Schlage, which is stamped on all key blanks. This keyway is primarily for national accounts. Service centers *are* permitted to cut each other's keys, subject to conditions set forth in the B234 key control contract.

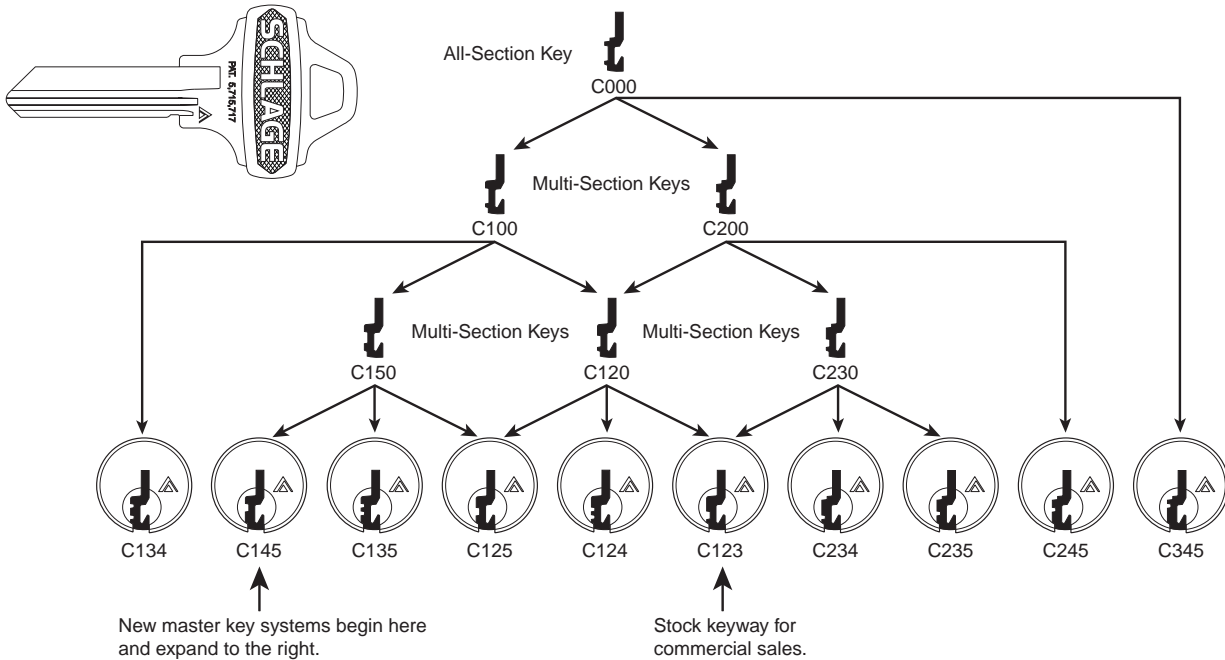
Blanks are drop shipped by Schlage directly to the Service Center, but uncombined cores can be stocked by the participating wholesaler for fast local delivery. The Service Center must sign Schlage's key control contract agreeing to maintain the security of key blanks. The wholesaler also signs a contract to protect B234 keyway material.

All B234 keys must be cut by the Service Center. No blanks can be sold to end users or institutional locksmiths. Those types of customers need the end user restricted keyways described earlier.

All B234 keys must be cut by the Service Center. No blanks can be sold to end users or institutional locksmiths. Those types of customers need the end user restricted keyways described earlier.

Keying Options

Since most of the key systems and combining will be done by the Service Center, most of these cores will be furnished uncombined. Factory master keying is also available. There is no such thing as 0-bitted for small format cores.



Overview

The keyways and key sections in this family are named with "C" followed by three digits, such as C145. "C" was chosen because of the marketing similarity to Schlage's common *non*-restricted C keyway. There are ten keyways and many multi-section keys in this multiplex family.

Cylinders with C Family keyways are 6-pin and cannot be inter-keyed with any 5-pin or 7-pin products. Primus high security cylinders are available in these keyways at levels 7, 8, and 9. The side biting makes all Primus keys restricted.

Key Control

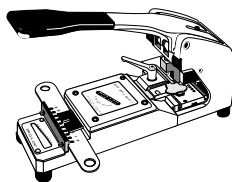
C Family keyways should be sold where the end user needs easy local key duplication, the same as where C and E keyways have been sold. Although C Family keys are covered by the same patents as Everest® restricted keys, they are openly available to locksmiths, contract hardware dealers, etc. Keys stamped DO NOT DUPLICATE are available as an option.

To Establish a New Key System

C145 is the default keyway for new Schlage key systems. Additional keyways are used to expand systems which need more than one keyway.

Key Machines

C Family keys can be cut on the popular Blue Punch for Schlage, even if it is an old machine. However, most key sections need top jaw upgrade kit 40-074. The Blue Punch will still cut conven-



tional and Primus® Obverse keys (C-K) after the conversion. Pro-Lok® Blue Punches of serial number 990358 and higher do *not* need the upgrade kit. You can also use rotary cutter key machines to duplicate these keys or cut them by code. Standard Schlage depths and spacing are used, so there are no new settings for code machines.

Pin Kits



Cylinders with C Family keyways are compatible with all existing Schlage pin kits. However, Schlage recommends purchasing a pack of 34-007 check pins and C603-951 check pin springs to replace these two Everest components, should they get lost during servicing.

Distribution

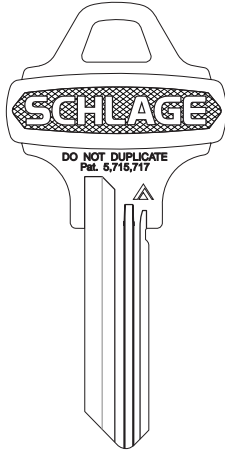
Everest products are available to Schlage *commercial* customers only. Dealers agree not to resell Everest product to residential/retail channels, such as home centers, mall key stands, etc.

Sample Cylinders

The keyway for sample cylinders is C123.

Overview

These restricted keyways are for end users; they are not for dealer programs. A modest upcharge prices these cylinders competitively in the mid-price key control market. Keyways and key sections in the D family are named with "D" followed by three digits, such as D123. Restricted keyways are not shown for security reasons but their ten keyways are structured like those of the C Family.



Cylinders with D Family keyways are 6-pin and cannot be inter-keyed with any 5-pin or 7-pin products.

Consult the latest Schlage price book for the upcharge on these keyways.

Key Control

All D Family keys are protected against unauthorized manufacture and distribution by U.S. utility patents 5,015,717 and 5,809,816 until July 2014. This is about four years longer than Kaba Peaks® and three years longer than KeyMark®. These keyways offer substantial key control at a mid-price point between conventional cylinders and Primus® high security cylinders.

The Schlage Master Key Department assigns the keyway(s) for each job at random. There is no geographic exclusivity. A letter of authorization on the end user's official stationery controls where the restricted material is sent.

Use Schlage Primus cylinders where geographic exclusivity and original signature verification are required.

To Establish a New Key System

Restricted keyways are reserved for large key systems. The Schlage Territory Manager's written approval is required to establish a new system. A letter of authorization on the end user's official stationery must be submitted with the initial order to establish the authorized ship-to location.

Ordering Products for Existing Systems

Restricted keyway locks, cylinders and blanks on subsequent orders will be drop shipped to the location originally specified by the end user. Any order that must be shipped to a *different* destination requires a letter of authorization on the end user's official stationery. This letter must spell out the exact quantities of locks, cylinders, keys and blanks, and the exceptional (or new default) shipping address.

Key machines

D Family keys cannot be cut on a punch type machine because the top of the blade is not straight.



Use rotary cutter key machines to duplicate these keys or cut them by code. Standard Schlage depths and spacing are used, so there are no new settings for code machines.



Pin Kits



Cylinders with D Family keyways are compatible with all existing Schlage pin kits. However, Schlage recommends purchasing a pack of 34-007 check pins and C603-951 check pin springs to replace these two Everest™ components, should they get lost during servicing.



Distribution

Available to Schlage *commercial* customers only.

Sales Sample Cylinders

Just like their Classic Numbered and Quad keyway predecessors, these restricted keyways are not available as sample cylinders. The key and mechanism can be evaluated with a Everest C Family sample. The only difference is the shape of the keyway.

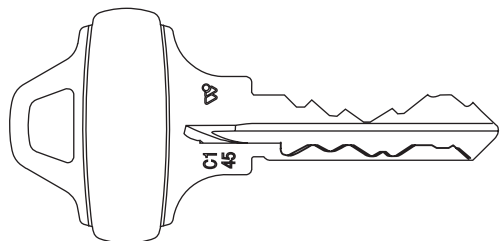
Primus High Security Cylinders

Everest Primus cylinders are available in D Family keyways at Level 9 only.

Overview

Primus cylinders offer patented key control, a high degree of pick resistance and an optional UL437 listing to resist drilling and other physical attack.

In addition to the patented undercut groove of Everest keys, Primus keys have a patented side biting which precisely aligns five finger pins at a sidebar in the cylinder. It also provides geographic exclusivity to dealers and end users.



Everest Primus keys are protected against unauthorized duplication by U.S. utility patents 4,756,177, 4,815,307, 5,715,717, and 5,809,816

Primus keys can operate conventional Schlage cylinders, allowing you to mix both types within the same key system, reducing the overall cost of high security.

Primus cylinders are available with all Everest full size keyways.

Key Control Levels

Level 7 and 8 are "sole source" dealer levels. The Everest Primus dealer cuts keys and polices signature authorization locally. Level 9 is the end user level. Schlage polices authorized signatures on special forms and drop ships to the end user. The end user may cut keys at this level.

Level 7: (Similar to Classic Primus Level 1 Plus)

Locksmith wholesalers buy in for one or more nationwide exclusive side bittings. They sell product with this side biting to their locksmith customers who also have a buy-in. Schlage assigns an ID number to the participating locksmith, who must sign a key control contract. Among other things, the contract prohibits locksmiths from cutting keys bearing another dealer's ID number.

The locksmith issues an ID card to each end user and verifies orders of duplicate keys against the signature panel on the card.

This is a sole source level. End users must come back to the originating Level 7 locksmith for keys. The locksmith must come back to the wholesaler for Level 7 key blanks.

Level 8: (Similar to Classic Primus Level 2)

Contract hardware dealers with aftermarket service and large locksmith companies buy in for a side biting exclusive within a time zone. They sell product with this side biting to their end user customers. Schlage assigns an ID number to the participating dealer, who must sign a key control contract. Among other things, the contract prohibits dealers from cutting keys bearing another dealer's ID number.

The dealer issues an ID card to each end user and verifies orders of duplicate keys against the signature panel on the card.

This is a sole source level. End users must come back to the originating Level 8 dealer for keys. The locksmith must come back to the wholesaler for Level 7 key blanks.

Level 9: (Similar to Classic Primus Levels 3 and 4)

This level is for end users who may want to cut their own keys and/or must be able to obtain competitive bids on subsequent additions to their Everest Primus key system. Level 9 is subdivided to provide varying degrees of side biting exclusivity, depending on the amount of cylinders purchased.

Level 9U: End user buys fewer than 60 cylinders and may share a side biting with another small end user in the same area.

Level 9G: End user buys 60 cylinders or more. Schlage assigns a side biting exclusive within the first two digits of the end user's zip code.

Level 9Z: End user buys a minimum of 2,000 Primus cylinders over a 2-year period or buys the exclusivity outright. Schlage assigns a side biting exclusive within the end user's time zone.

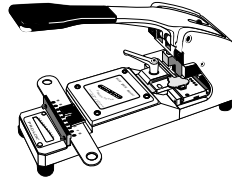
Level 9N: End user buys a minimum of 4,000 Primus cylinders over a 2-year period or pays for the exclusivity outright. Schlage assigns a nationwide exclusive side biting.

The end user is free to purchase Level 9 Primus products from any Schlage Primus dealer nationwide, rather than being tied to a sole source dealer.

All Level 9 key systems require a Primus Signature card to be submitted with the initial order, and a Primus Face Sheet to be submitted with every order. Schlage's Key Control Department verifies the signature for each Level 9 order.

Key Machines

C Family Primus® and conventional keys can be cut on the popular Blue Punch for Schlage, even if it is an old machine. However, most C Family key sections need top jaw upgrade kit 40-074.



The Blue Punch will still cut conventional and Primus Obverse keys (C-K) after the conversion. Pro-Lok® Blue Punches of serial number 990358 and higher do *not* need the upgrade kit.

You can also use rotary cutter key machines to make all types of Schlage keys. Standard Schlage depths and spacing are used for Everest Primus, so there are no new settings for code machines.

Pin Kits

Use any existing Schlage commercial pin kit for the six conventional pin chambers and Primus pin kit 40-070 for the finger pins. The #5 finger pin was added to the 40-070 kit with the introduction of Everest Primus cylinders.

Distribution

Primus is sold only through Schlage's commercial channel. See description of the various key control levels for specifics.

Sample Cylinders

The keyway for Everest sample cylinders is C123 and one Primus side biting is reserved for samples. Primus sample keys operate conventional sample cylinders of the same keyway.

Details

For cylinder servicing and more details on key control procedures, see the *Schlage High Security Cylinders & Key Control Service Manual* (SC-GN-1001)



Administrative Offices

1915 Jamboree Drive, Suite 165
Colorado Springs, CO 80920
(719) 264-5300
FAX (719) 264-5382

Commercial Customer Service

2315 Briargate Parkway
Colorado Springs, CO 80920
(800) 847-1864
FAX (800) 452-0663
Order Entry
FAX (800) 452-0665

International Division

Ingersoll-Rand Architectural Hardware
1076 Lakeshore Road East
Mississauga, Ontario, L5E 1E4, Canada
(905) 278-6128
FAX (905) 278-1413

Internet

<http://www.schlagelock.com>

Fax-On-Demand

(888) 321-3228



Schlage

Locks, Trim & Components
1915 Jamboree Drive, Suite 165
Colorado Springs, CO 80920
800-847-1864
800-452-0663 Fax
www.schlage.com

An  **Ingersoll-Rand** business