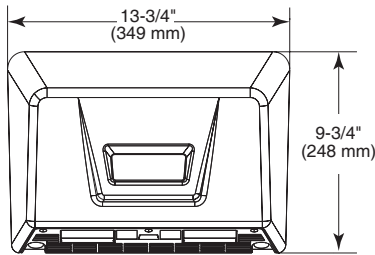
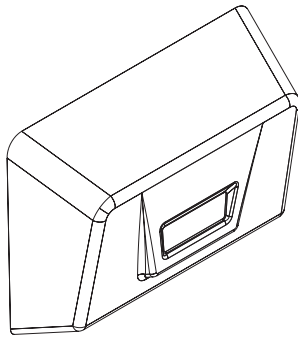




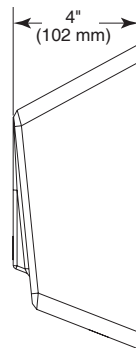
When installed as specified below, unit meets Barrier-Free requirements

HAND DRYER

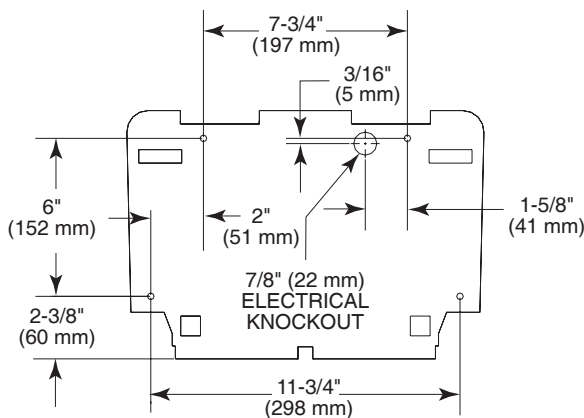
- Surface Mounted
- Sensor Activated
- Universal Voltage
- ADA compliant (4" Projection)
- Model 2899 – White **Bradex™**



Front View



Side View



Mtg. Hole Locations
(Front View)

Document No. 8266

This information is subject to change without formal notice.
© 2005 Bradley Corporation
4-28-2005

CONSTRUCTION:

- **COVER & FINISH:** Porcelain enameled steel or stainless steel.
- **MOTOR:** 7500 RPM dual-shaft brush type.
- **HEATING ELEMENT:** Industrial strength coil wound on mica support protected by temperature limit control.

ELECTRONIC CONTROL:

- Active infrared sensor.
- **Circuitry:** Infrared microprocessor control allows multivoltage application.
- **Voltage/Frequency:** 100VAC to 240VAC-50 or 60 Hz.

OPERATION:

Place hands 3-6 inches below nozzle to activate dryer.

OPTIONAL FEATURES:

Feature	Suffix
<input type="checkbox"/> 2899-D Beige	-D
<input type="checkbox"/> 2899-I Black	-I
<input type="checkbox"/> 2899-M Almond	-M
<input type="checkbox"/> 2899-P Gray	-P
<input type="checkbox"/> 2899-74 Brushed Stainless Steel	-74
<input type="checkbox"/> 2899-78 Polished Stainless Steel	-78
<input type="checkbox"/> 2899-CE European Export Compliant*	-CE

* NOTE: To comply with EU standards, purchase model number 2899-CE. Model is only available in white.

INSTALLATION:

Refer to mounting hole locations shown. Mark the location of the four mounting bolt holes. When two or more dryers are installed, they should be placed no closer than 24" (60 cm) from center to center. Use the security hex driver to loosen the cover screws. Remove the cover from the dryer. Attach the mechanism firmly to the wall using appropriate fasteners. Run the supply wiring to the dryer and connect it to the terminal block. The ground wire must be connected to the base plate. Replace the cover. Do not overtighten the screws. There may be a delay when power is first applied.

GUIDE SPECIFICATION:

Surface mounted hand dryer shall protrude 4" (102mm), fabricated from porcelain enameled steel or stainless steel. Universal voltage capability. Dryer shall be activated by means of an infrared emitting/receiving electronic control device, automatically detecting hands when present. Hand dryer shall be guaranteed against defects in material and/or workmanship for 5 years. This warm-air hand dryer has two air outlets which direct the air down and out towards the hands that are placed below the unit. Powerful, dual jets of hot air dry hands in under 25 seconds.

Overall dimensions shall be 13-3/4"W x 9-3/4"H x 4"D.

Surface Mounted Hand Dryer shall be Bradley Model _____
(insert model number).



P.O. Box 309, Menomonee Falls, WI 53052-0309
Phone 1-800-BRADLEY FAX 262-253-4161
Web Site: <http://www.bradleycorp.com>