

Lenox Locker Bench

Model LENOXBENCH

- Tough, attractive solid plastic never needs painting, resists dents and scratches
- Impervious to moisture - lockers will not rust or delaminate
- Durable, vandal resistant all-welded construction
- Wide range of lengths and colors
- ADA compliant operation
- 20 year warranty against rust, delamination or breakage under normal use*

Construction - Standard Features

Doors and Frames

Constructed of 1/2" thick High Density Polyethylene (HDPE) with homogeneous color and a matte finish texture. Dirt or graffiti are easily removed with standard industrial cleaners. Frames are welded to locker box to provide a secure, rigid assembly. Doors have ventilation slots.

Box

Sides, dividers and box shall be cut from a sheet of 3/8" HDPE with homogeneous color and a matte finish texture and shall be welded to box to form a complete unit formed without metal fasteners or dovetail joints.

Bench Top

Constructed of 1" thick HDPE with homogeneous color and matte finish texture and welded to the box.

Latch Bar

Full length latch bar is constructed of 1/2" thick High Density Polyethylene (HDPE) with natural color and a smooth finish. Runs entire length of door, providing a continuous security latching system. Latch lifts up to open, and returns to closed position after door is closed. Latch bar is secured to locker door with stainless steel security torx-head shoulder screws.

Hinge

Heavy duty, full-length piano hinge is constructed of type 304 stainless steel. Hinge wraps around the edges of the door and the frame and is secured with stainless steel security torx-head screw. Hinge is powdercoated to match locker color and is field replaceable.

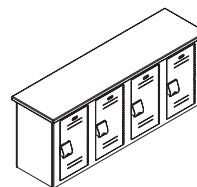
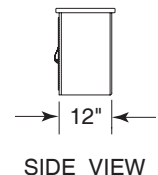
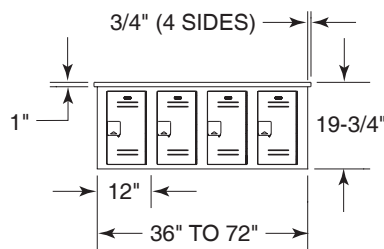
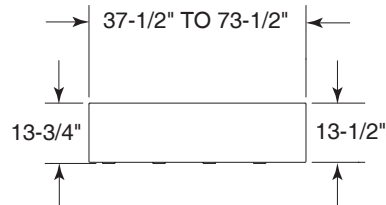
Handle

Constructed of injection molded plastic. Ergonomically designed handle is ADA compliant - operates with less than 5 lbs. of force. Handle is secured to door through latch bar with stainless steel security torx-head screws with double threads designed for plastic applications.

Width

36" to 72" in 1 foot increments

* Normal use further defined as lockers benches installed in a climate-controlled environment, away from direct sunlight.



Depth

12 Inch depth

Height

20 Inch height

Hasp

Constructed of 12 gauge stainless steel. Accepts standard padlock. Secured to door behind latch bar with stainless steel screws.

Construction - Optional Features

Number Plates

Constructed of thick black aluminum with silver numbers. Number plates are secured with grooved rivets into a recessed pocket cut into the door. Plates must be fastened to lockers on the job by installer.

Document No. 9835

This information is subject to change without formal notice.
© 2004 Bradley Corporation
6-1-2005 (2 Pages Total)



P.O. Box 309, Menomonee Falls, WI 53052-0309
Phone 1-800-BRADLEY FAX 262-251-5817
<http://www.bradleycorp.com>

Lenox Locker Bench

Model LENOXBENCH

MODELS

Model No.	Description
<input type="checkbox"/> LENOXBENCH	Bench Lockers

OPTIONAL SELECTIONS

Numbers Number Plates Required

STANDARD SELECTIONS

Color (select one):

- | | |
|---|--|
| <input type="checkbox"/> Beige | <input type="checkbox"/> Dove Stone |
| <input type="checkbox"/> Black | <input type="checkbox"/> Gray |
| <input type="checkbox"/> Burgundy | <input type="checkbox"/> Moss |
| <input type="checkbox"/> Buttermilk | <input type="checkbox"/> Stardust Gray |
| <input type="checkbox"/> Caribbean Sage | <input type="checkbox"/> Starry Night |
| <input type="checkbox"/> Charcoal Gray | <input type="checkbox"/> Toffee |
| <input type="checkbox"/> Deep Blue | |
| <input type="checkbox"/> Desert Stone | |

Length (select one):

- 36"
 48"
 60"
 72"